



PhilaSUG

Philadelphia Area SAS Users Group

Fall '01 Meeting Announcement



PhilaSUG Fall '01 Meeting Monday, November 12, 2001

The Philadelphia Area SAS Users Group Fall Meeting will be on Monday, November 12, 2001 at 1:00 PM, and will be hosted by Sanofi-Synthelabo at the Wyndham Valley Forge Hotel.

Registration will begin at 12:30 PM and the meeting will commence at 1 PM. Please try to arrive early to register. Dues for the year are \$20. There are no other fees for attending PhilaSUG meetings. We will accept cash, but a check is preferred. If you are a student and present a current matriculation card fees will be waived. Registration can be made a lot easier if you attach a business card to a check or \$20 bill as there is less writing to do and it is more legible.

Employees of Sanofi-Synthelabo, our sponsor for this meeting, will be given courtesy admission but we do request that they register for mailing list purposes. Please do not mail in your \$20 registration fee before hand as this creates unnecessary paper work. Receipts will be available at registration time.



Directions to Wyndham Valley Forge

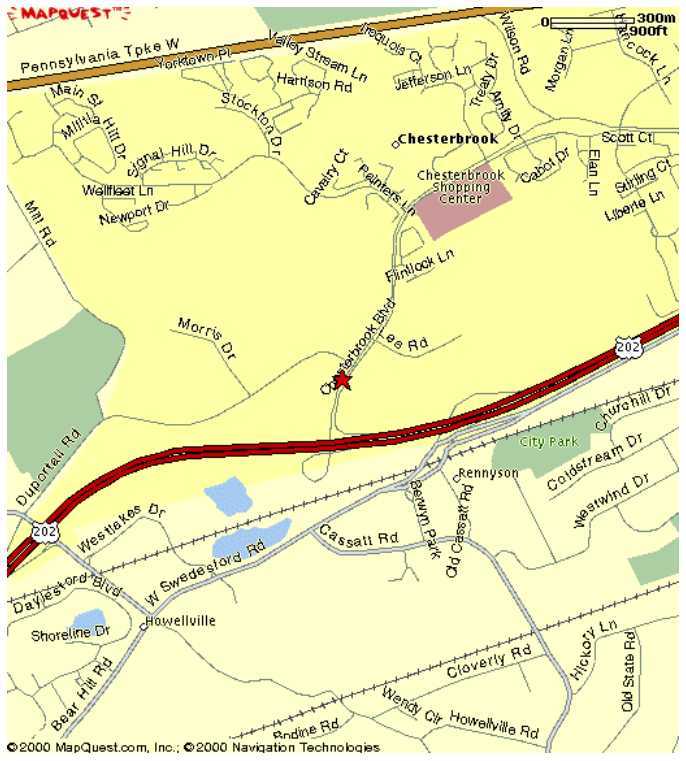
Wyndham Valley Forge
888 Chesterbrook Blvd.
Wayne, PA 19087

610-647-6700

Directions (you may want to leave extra travel time due to construction on Route 202):

- From Route 202 heading north from West Chester:
Take the exit for Chesterbrook/Paoli (Route 252).
Turn left at the end of the exit ramp onto Swedesford Road.
Make the first right onto DuPortail Road.
Continue until DuPortail Road ends and intersects Chesterbrook Blvd.
The hotel is at this intersection, straight through the traffic light.
- From Route 202 heading south from King of Prussia:
Take the Chesterbrook Boulevard Exit.
Turn right at the end of the exit ramp onto Chesterbrook Blvd.
Turn right at the first light into the hotel parking lot.
- From Philadelphia:
Take Route 76 West to Route 202 South.
Follow directions above for Route 202 heading south from King of Prussia.
- From PA Turnpike East or West:
Take Exit 24 Valley Forge.
Get onto Route 202 South.
Follow directions above for Route 202 heading south from King of Prussia.

Map to Wyndham Valley Forge



highly regarded Research and Development (R&D) program. They currently have more than 50 compounds under development, including 26 in Phase II and III.

The primary users of SAS in Sanofi-Synthelabo R&D are the statisticians and programmers within the Biostatistics Department. The Biostatistics Department is truly a global department, as individuals are located in both the U.S. and in Europe. The U.S. Biostatistics group consists of approximately 35 statisticians and programmers who support pre-clinical and clinical drug development. The slightly larger European Biostatistics group is split between Paris and Montpellier, France.

| <h3 style="color: #000080;">Agenda</h3> | | |
|---|------|--|
| 12:30 | 1:00 | Registration |
| 1:00 | 1:10 | President's Opening Remarks |
| 1:10 | 2:00 | <i>Enterprise Guide: A New Way to Use SAS</i> Sharon Trevoy, SAS Institute |
| 2:00 | 2:15 | Break, refreshments |
| 2:15 | 3:05 | <i>ESS (Emacs Speaks Statistics) as a User Interface to SAS</i> Richard Heiberger |
| 3:05 | 3:20 | Break, refreshments |
| 3:20 | 3:35 | Open Forum |
| 3:35 | 4:25 | <i>Keeping Your Data in Step: Utilizing Efficiencies (or Dancing with The Data Step)</i> Michael G. Sadof |
| 4:25 | 4:30 | Closing Remarks & Dinner!!!! |

Light refreshments will be served during breaks.
Abstracts are found later in this newsletter.

Thank You to our Host

The PhilaSUG Executive Committee wishes to thank Craig Anderson, Elizabeth Bond, and the Sanofi-Synthelabo R&D Biostatistics Department, for making the meeting possible. In addition, we wish to thank Russ Lavery of the PhilaSUG Executive Committee for his efforts to coordinate this meeting.

About Sanofi-Synthelabo

Sanofi-Synthelabo's North American pharmaceutical R&D headquarters is at 9 Great Valley Parkway Malvern, Pennsylvania 19355. They are the U.S. subsidiary of Sanofi-Synthelabo, the global healthcare company. In the U.S., as it is in other major markets, the principal area of business of Sanofi-Synthelabo is ethical pharmaceuticals. Their core therapeutic areas are cardiovascular disease and thrombosis; diseases of the central nervous system; cancer; and internal medicine. They market Plavix® (clopidogrel bisulfate), Avapro® (irbesartan), Primacor® (milrinone lactate injection), Hyalgan® (sodium hyaluronate) and Prenate Advance®, among other products.


The foundation of Sanofi-Synthelabo's growth is their

The presenters and the PhilaSUG Executive Committee will adjourn for dinner at a nearby restaurant when the meeting concludes. You are invited to join us. The location will be announced at the meeting.



President's Message PhilaSUG Winter '01 Meeting

I am writing this column two weeks after the terrorist attack on our country that has left us all deeply saddened. As I thought about this column over the past several days, I wondered how I might include something here that somehow related to the troubling national situation we are all struggling with. At first I could not see any connection between a PhilaSUG meeting and the terrorist attack. But then one thought did occur to me that I thought I would share in my message today. So here goes...



Thomas Jefferson

I have always seen PhilaSUG meetings as a particularly effective way to bring together the SAS community of the Philadelphia area. In fact, I see it as the best opportunity to bring together the largest part of that community. And I have always thought that the free flow of ideas that can occur in casual conversation when we gather together would be of much benefit to all of us. That is why, for example, our PhilaSUG meetings have two breaks between the paper presentations, not one. That is why we do not rush ourselves back into the presentations following the breaks. And that is one reason why we leave much time for registration at the beginning of each meeting. Over the years, I have received much feedback from PhilaSUG members indicating that they have experienced this value and like the format of our meetings. People have indicated that they value the paper presentations, but that they also value the simple opportunity to interact with others in our SAS community.

So what does this have to do with a terrorist attack on the United States? Well, it seems to me that an attack such as the one we just experienced is, among other things, an attempt to tear down the connections in our community, the connections that bring us together, the connections that make us stronger and

better. Stronger and better whatever... citizens, families, employees, even SAS programmers. We are members of many communities, and our connections to these communities make us all stronger.


So, I generally find meaning in our PhilaSUG gatherings beyond just the paper and poster presentations. And, today, in the wake of September 11th, I particularly find meaningful that we are about to once again re-new our connections as members of the SAS community of the Philadelphia area.

I hope you can attend this PhilaSUG meeting, make your own connections, strengthen yourself, and hear and see the excellent information to be presented. And, as usual, any PhilaSUG member is welcome to join the presenters and Executive Committee members at dinner nearby after the meeting. Try it some time. It is a great way to integrate yourself further into our local SAS community.

I hope to see you and speak with you at the meeting.



Barry R. Cohen
President, PhilaSUG



If you have questions about PhilaSUG, desire to become active on the Executive Committee, or wish to submit any articles, abstracts, etc. please E-mail us at <mailto:Executive.Committee@PhilaSUG.org>

SAS Books at 20% Discount

SAS Institute is offering a special discount for purchasing SAS manuals and Books by Users books. Once a year, attendees in each local user group can purchase books at a 20% discount. You must attend the meeting to qualify for the discount. If you complete your order form at the meeting, YOU WILL NEED YOUR CREDIT CARD NUMBER or a PURCHASE ORDER (pre-payment)--no cash or checks please. If you opt to take the order form back to your office for processing, a check may be submitted with the order.

- The 20% discount order forms must be mailed in within 2 weeks of the meeting.
- Payment can be made by credit card or check.
- SAS will calculate the tax and shipping charges and that will be indicated on the invoice for those paying by credit card.
- Those paying by check will need to calculate the tax and shipping charges - shipping charges are included on form.

We will have order forms available at the registration desk. So be sure to attend so you can take advantage of the 20% savings!

Also, we'll be having a drawing for a SAS Books by Users book!

Host Sites Wanted

We continuously seek host sites for future PhilaSUG meetings. There is not a lot of work involved, and it is a great way to put your company on the local SAS map. We need your help with this. If your company would like to host a meeting, within reasonable geographic proximity to Philadelphia, PhilaSUG would be grateful if you would contact Barry Cohen (610) 649-8701 or E-mail <mailto:Secretary@PhilaSUG.org>.

PhilaSUG Web Site

Our site on the World Wide Web always contains the latest information concerning upcoming meetings, SAS training and seminars, links to SAS related hot topics, and local SAS job opportunities.



Visit us regularly at: <http://www.PhilaSUG.org>

Presenters Wanted

You are invited to be a Presenter - PhilaSUG constantly seeks individuals who wish to actively participate in our meetings by presenting various SAS topics in the form of delivered papers or posters. This is a great way to share your knowledge with others, to brush up your presentation prior to delivery at NESUG or SUGI or some other major conference, and to gain confidence as a speaker. Short technical SAS related articles are also desired for inclusion in the Newsletter. If this is of interest to you, please e-mail us at <mailto:WebMaster@PhilaSUG.org>. Presentations can be from a few minutes to 50 minutes. If you wish to participate in the Winter '02 Meeting, please submit an abstract and bio by December 31, 2001. Your abstract must include the desired length of presentation and specification of audio/visual needs.

Articles to be included in the newsletter should also be submitted by December 31, 2001. Newsletter articles may also be published on our website.

Meeting Notification Service

PhilaSUG-L is a low volume, announcement only e-mail notification service provided free of charge to all subscribers who wish to join. In order to sign up for this service, you need only send a blank E-mail message to: PhilaSUG-L-subscribe@onelist.com. During the confirmation process, if you go to the web site as requested, you will be asked to fill in your profile. It is your decision to enter as much personal information as you wish to provide. The only datum that is necessary is your E-mail address, although your name is useful. Note that you can subscribe as many times with as many different E-mail addresses as you wish to have the e-mail sent to; e.g., home and office.

Any information you enter will neither be displayed nor given out to any party.

We, the PhilaSUG Executive Committee, utilize this service to inform its members of upcoming events related to PhilaSUG activities or noteworthy issues regarding PhilaSUG or SAS.

Do not ask the PhilaSUG-L administrator to change your password, your E-mail address, or cancel your subscription, as he is unable to do so. Only you, the subscriber, can do these tasks.

Future Meetings and Events

PhilaSUG Winter '02 (TBD *)

SUGI 27 will be held April 14-17, 2002 in Orlando, FL

PharmaSUG 2002 will be held May 5-8 in Salt Lake City, UT

PhilaSUG Spring '02 will be held June 18th hosted by Merck & Co., Applied Business Technologies department of the USHH division

NESUG 15 will be held Sept. 29 – Oct. 2 in Buffalo, NY

PhilaSUG Fall '02 (TBD*)

*See host sites wanted earlier in this newsletter

PhilaSUG Executive Committee

| | |
|--------------------------------|----------------------|
| Barry Cohen, President | (610) 649-8701 |
| Robert Schechter, WebMaster | (610) 695-1437 |
| Max Cherny | |
| Ellen Brookstein | (610) 975-3836 |
| John Cohen, Membership | (302) 886-7083 |
| John Dennis, General Secretary | (610) 832-4344 |
| Lee Dodoo | (610) 834-5695 |
| Diane Foose | (610) 917-7168 |
| Ray Haupt | (215) 438-8175 |
| Jessica Lam | (215) 283-0713 x2363 |
| Robert Nicol | (215) 775-5813 |
| Caryn Reape | (215) 283-9370 |
| Anne Marie Smith | (215) 654-1394 |
| Perry Watts | (610) 834-5084 |

The PhilaSUG Executive Committee meets on an occasional basis, about six times per year. We invite you to become a member. It's a fun and effective way to broaden your SAS horizons.

Paper Abstracts

Enterprise Guide: A New Way to Use SAS

Sharon Trevoy, SAS Institute

Enterprise Guide® software brings the full power of SAS to business analysts, statistical analysts, and SAS programmers in a PC client application via an easy to use point-and-click user interface. This Windows client connects to Version 8 SAS System servers and provides access to any data types supported by the SAS System, uses the execution

power of the server to run SAS processes, and returns professional quality reports and graphics to the PC. Enterprise Guide is a true PC client application; it does not require any part of the SAS System to be installed on the local Windows machine to use it with other servers.

This presentation discusses Enterprise Guide as an example of how enabling technologies can make the power of SAS more accessible to the desktop PC user and uses various examples to illustrate how Enterprise Guide can benefit the diverse spectrum of SAS users. Because it is easy to get started and use, Enterprise Guide can help even the most novice SAS user become an accomplished SAS "programmer, while experienced SAS programmers can take advantage of the simple data and server access and use Enterprise Guide as a SAS programming environment.

Sharon Trevoy is a Sr. Systems Engineer with SAS Institute, the leader in decision support software. Sharon specializes in Data Warehousing, Business Intelligence, and Information Delivery and has 15 years of SAS experience. She has worked with many customers to design data warehousing and decision support solutions tailored to meet their specific needs. Her customers span many industries including Pharmaceutical, Healthcare, Insurance, Utilities, Banking, and Manufacturing, but they share a common need for rapid access to consistent, reliable information.

Prior to joining SAS Institute, Sharon was a Sr. Systems Analyst with Providian Direct Insurance, where she provided SAS technical support and training, developed SAS applications, and supported the Property and Casualty Data Warehouse. Before Providian, she was with Sanofi-Synthelabo and held a variety of positions within the Biostatistics Department. While with Sanofi-Synthelabo, she was responsible for various SAS applications in support of clinical study programming as well as preclinical systems and data management.

Keeping your Data in Step - Utilizing Efficiencies (Dancing with the Data Step)

Michael G. Sadof, MGS Associates, Inc.

In research and in business we typically read and manipulate large amounts of data. Analyzing and processing vast quantities of data can not only be a chore but it can be a resource hog. The SAS® System provides us with the tools to turn that data into information very easily and efficiently. This paper will focus on processing large data bases and explore the ways in which we can use the data step effectively to make the best use of system resources

It will explore topics such as:

- Keep, Drop, and Length statements
- Efficient Merging
- Faster Sorting
- Indexing
- Compressing
- Benchmarking of SQL, vs. Sort, vs. Merge
- Manipulating workspace
- Summarizing
- Reformatting

By utilizing these efficiency techniques you can make the leap from a novice to an expert SAS programmer with ease.

Mr. Sadof is an information technology consultant and SAS Alliance Partner. His firm MGS Associates, Inc. specializes in the analysis and processing of large databases with significant expertise in the areas of mortgage, finance, statistics, and health related data. As a hands-on developer he provides design, development, support and maintenance of SAS applications. With a background in research he stresses user driven solutions to common business problems. Mr. Sadof has been involved with SAS since its inception and has seen it develop from a researcher's tool to a full-featured business solution. His experience is has taught him to develop applications based on the user's needs and the best technology available.

ESS (Emacs Speaks Statistics) as a User Interface to SAS

Richard M. Heiberger, Temple University

Emacs is a mature, powerful, and easily extensible text editing system which is freely available under the GNU General Public License for a large number of platforms. Emacs can interact with and control other programs either as subprocesses or as cooperating processes. Emacs provides facilities that go beyond simple insertion and deletion: viewing two or more files at once; editing formatted text; visual comparison of two similar files; and navigation in units of characters, words, lines, sentences, paragraphs, and pages. Emacs knows the syntax of each programming language. It can provide automatic indentation of programs, and can highlight with fonts or colors specified syntactic characteristics.


ESS extends Emacs to provide a functional, easily extensible and uniform interface for multiple statistical packages including SAS. ESS includes the following capabilities:

- Syntactic Indentation and Highlighting of Source Code.
- Partial Evaluations of Code.
- Source Code Checking.
- Interacting with the Process.
- Editing code and submitting sections to an independent SAS Window.
- Running a SAS process within an Emacs buffer (Unix computers)
- Running SAS on Remote Computers

Richard M. Heiberger is Professor of Statistics at Temple University.

He is one of the developers of ESS (<http://ess.stat.wisc.edu/pub/ESS>).

He is the author of Computation for the Analysis of Designed Experiments, Wiley (1989).



Poster Abstracts

OS/390 DASD I/O Drill Down Computer Performance Chart Using ODS SAS/GRAPH & MXG® Software

Neal Musitano Jr., Department of Veterans Affairs

On the Relationship between Format Structure and Efficiency in SAS

Perry Watts, Independent Consultant

Processing large data sets requires that careful attention be paid to efficiency issues. Two books have been written about this important topic. Because the SAS format plays such an important role in data processing, it too should be as efficient as possible. To improve efficiency, a recommendation has been made to create sequential search formats from highly skewed control-in data sets ordered by start-value frequencies. The assumption made is that matches will be fast, because initial start values in the format occur so frequently in the data. In contrast, the default binary search method is assumed to be slower, because the collating sequence of start values reflects nothing about the structure of the data that are being formatted.

These assumptions are tested by recording resolution times for binary, sequential, and hybrid embedded formats against different distributions of start values created by serial applications of the SAS `ranuni()` function. The results are presented graphically in a series of multiple-plot displays. In all practical cases, the binary format is much faster than the sequential format. A schematic shows how this powerful search method works.

Perry Watts has worked as a SAS programmer in the health care field for over 12 years. Her specialty is SAS/GRAPH software, and she uses it to portray statistical models and to develop publication-quality graphics for research. She also works with macros, and has enjoyed applying database principles to PROC SQL programming assignments. Perry has a master's degree in Information Systems from Drexel University. She is an independent consultant, and her first book in the Art Carpenter series entitled "Macro Extensions to GREPLAY for Multiple Plot Displays." is scheduled for publication later this year. Perry has presented papers at both SUGI and NESUG conferences. She is a member of the PhilaSUG Executive Committee.

This paper displays a user example of an OS/390 Drill Down computer performance chart. The chart is output directly from a SAS/GRAPH® batch job to the OS/390 Webserver. A test MXG® Computer Performance Database is used for input data.

The Drill Down SAS/GRAPH® chart is produced on an OS/390 Version 2.6 system using SAS/GRAPH® Version 8.1 with the Output Delivery System – ODS and the SAS/Graph® GIF driver. The WEB GIFS and HTML reports are updated daily on the mainframe intranet Webserver for viewing via a WEB browser.

OS/390® mainframe computer performance data is collected using IBM System Management Facilities (SMF) and Resource Measurement Facility (RMF) data. The raw SMF/RMF data is processed with MXG® and SAS® software into an easily usable SAS® format

Neal Musitano Jr. is a Computer Specialist, with the Department of Veterans Affairs, Veterans Benefits Administration, Information Technology Center, located in Philadelphia, Pennsylvania. The VBA is responsible for processing Veterans Benefits and Services. Neal is a graduate of Youngstown State University with a B.A. in Physics and a B.S. in Computer Science. He has been a SAS user on MVS/OS platforms since SAS Version 82.4. Neal is a member of the Philadelphia SAS Users Group - PhilaSUG, the Philadelphia Computer Measurement Group - PHILACMG, and has presented at the local, regional and national level.





PhilaSUG
% John Cohen
32 W. 40th Street
Wilmington, DE 19802

